

# PANO 3.25"

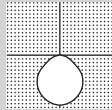
## WOODWORKS®

LINEAR SOLID & VENEERED WOOD PANELS



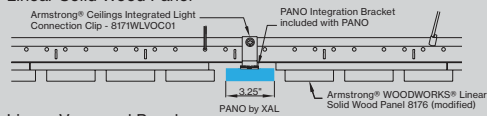
### PERFORMANCE

- Coordinates with Woodworks® Linear & Veneered ceiling panel
- Up to 122lm/W
- High performance opal cover
- Remote mountable LED driver
- Damp rated

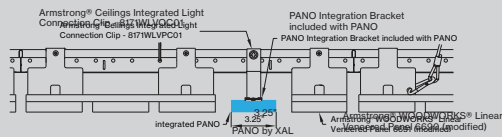


### WoodWorks® Grille Ceiling Integration

#### Linear Solid Wood Panel



#### Linear Veneered Panel



### REMOTE MOUNTING

Quick and easy electrical connection



[link to page](#)


### ARMSTRONG CEILING TYPES

WARM, AESTHETIC ROOMS


WT5 - WOODWORKS®  
GRILLE TEGULAR 15/16




WT5 - WOODWORKS®  
GRILLE TEGULAR-VERTICAL SLATS



WLS - WOODWORKS®  
GRILLE SOLID WOOD PANELS



WLV - WOODWORKS® GRILLE  
VENEERED PANELS



**5 YEAR**  
limited  
led warranty

### Catalog Number Example

PANO3-WLV-WH-PS-OP-27K-C80-UNV-010V-0875LF-ST-08FT

#### A RANGE

PANO 3.25" PANO3

#### H VOLTAGE

120V / 277V UNV

#### B CEILING TYPE

WoodWorks® linear WL S  
solid wood panels  
WoodWorks® linear WL V  
veneered panels

#### I DIMMING

0-10V 1% 0 1 0 V

please contact your Armstrong® ceilings rep for the Integrated Light Connection Clip for the specified ceiling type

#### J OUTPUT LM/FT

675 lm/ft 100% ↓ 0 6 7 5 L F

#### K SHAPE / PATTERN

Linear / straight S T

#### C COLOR

Black B L

#### L DIMENSIONS IN FT

4' fixture 0 4 F T  
6' fixture 0 6 F T  
8' fixture 0 8 F T

#### D POWER FEED LENGTH

4' standard integrated P S

fixture replaces full length of ceiling panel; please see table on next page and fixture length dimensions

#### E LENS

HP opal cover O P

#### F CCT

3000K 3 0 K  
3500K 3 5 K

#### G CRI

CRI > 80 C 8 0  
CRI > 90 C 9 0

**BASO**  
basolighting.com  
xalusa.com

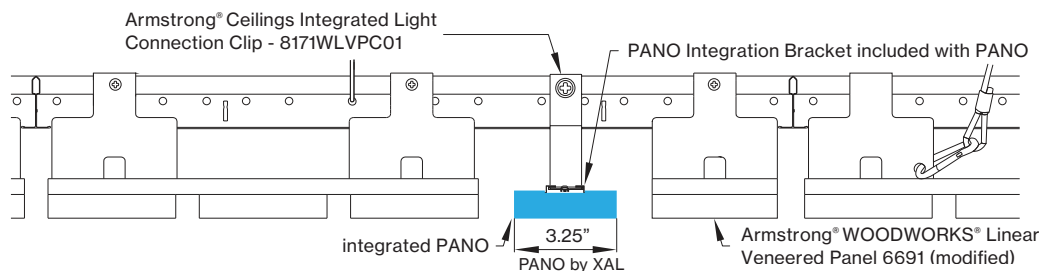
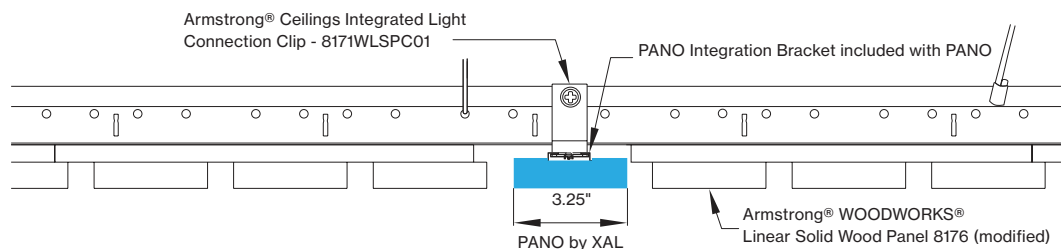
## Technical data

	SIZE TYPE	LED COLOR TEMPERATURE	INPUT WATTS	DELIVERED LM TOTAL	LIGHT DISTRIBUTION	DELIVERED LUMEN DIRECT	OPTICAL EFFICIENCY	LUMINAIRE EFFICACY
<b>PANO 3.25"</b>								
e LED	8' opal	40 K	29.5 W	3600 lm	100% down	3600 lm	79%	122 lm/W
e <sup>2</sup> LED	8' opal	40 K	44.7 W	5400 lm	100% down	5400 lm	79%	121 lm/W
e <sup>2+</sup> LED	8' opal	40 K	58.9 W	7000 lm	100% down	7000 lm	79%	119 lm/W

for 27 K, 30 K or 35 K multiply lm value by 0.96

## WoodWorks® Grille Ceiling System Integration

(for more ceiling options, please see CEILING OPTIONS pages)



## Available lengths for ceiling types

CEILING TYPE	2 FT	4 FT	6 FT	8 FT
WoodWorks® Grille Tegular 9/16	23.375"	47.375"	n/a	n/a
WoodWorks® Grille Tegular 15/16	23"	47"	n/a	n/a
WoodWorks® Grille Classic	23"	47"	71"	95"
WoodWorks® Grille Forte	*23"	47"	71"	95"
WoodWorks® Linear Solid Wood panels	*23"	*47"	*71"	95"
WoodWorks® Linear Veneered panels	*23"	*47"	*71"	95.25"

\*Woodworks ceilings are not available in this length. Wood panels need to be cut in the field to fit this length.

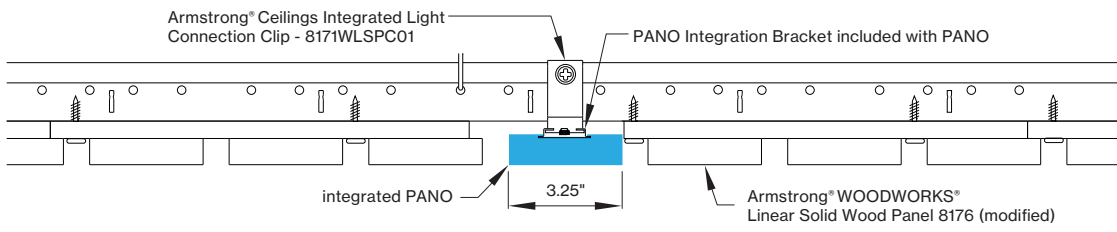
## WoodWorks® ceiling systems

XAL PANO is only approved for Armstrong® WoodWorks Grille Tegular 9/16, WoodWorks Grille Tegular 15/16, WoodWorks Grille, WoodWorks Linear Solid Wood panels and WoodWorks Linear Veneered panels ceiling systems. Refer to [armstrongceilings.com](http://armstrongceilings.com) for installation instructions related to the ceiling products.

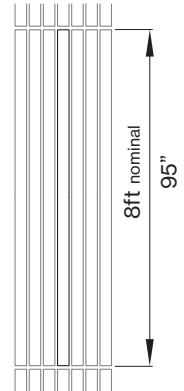
DIMENSIONS

**PANO 3.25"**

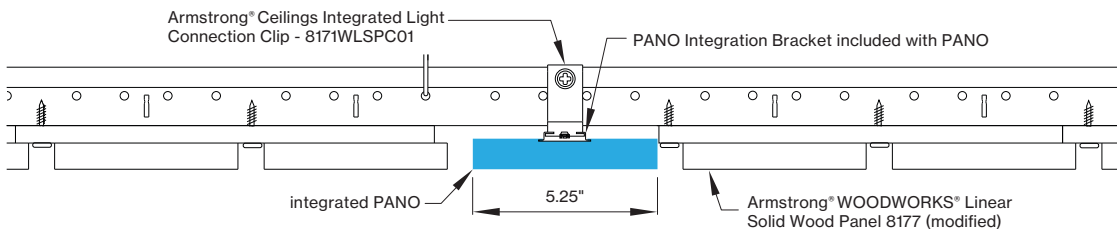
**WLS - ARMSTRONG® WOODWORKS® LINEAR SOLID WOOD PANELS**



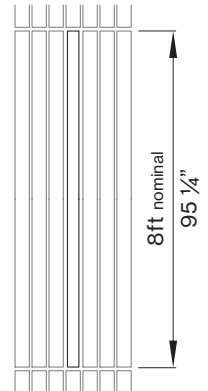
WLS view from below



**WLV - ARMSTRONG® WOODWORKS® LINEAR VENEERED PANELS**



WLV view from below



**PANO mounting instructions**

Get access to the PANO mounting instructions faster by scanning the QR code.

<https://www.xalusa.com/resources/cut-sheets/pano>

